

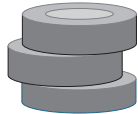
ROLL Catalyzed Performance Coating should be rolled in **TWO COATS**. Be sure to have: 3/8" - 1/2" nap synthetic roller cover, 4" roller or 3" synthetic brush for cut-ins, painter's tape, & roller tray.




3/8"-1/2"
ROLLER COVER



3"SYNTHETIC
BRUSH



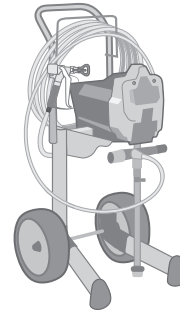
PAINTER'S
TAPE




ROLLER
TRAY

OR

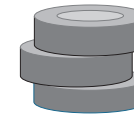
SPRAY We recommend using Airless equipment for all sprayed applications with pressure at 2000 psi and a 515-517 tip. Keep the spray gun level at all times.



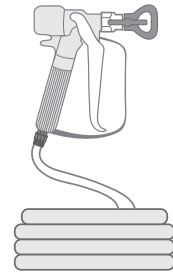
AIRLESS SPRAYER



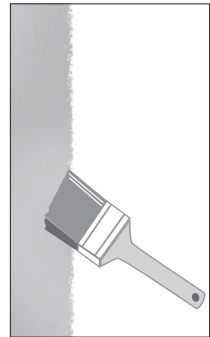
515 - 517 SPRAY TIP



PAINTER'S TAPE



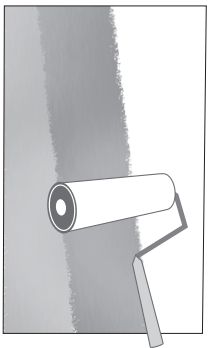
AIRLESS GUN / HOSE



1. CUT IN WITH BRUSH

Cut in around the edges of the area you wish to paint using the 3" brush or 4" roller set up.

Don't load the brush with too much paint. This can result in drips and heavy brush lines on the walls & surfaces.

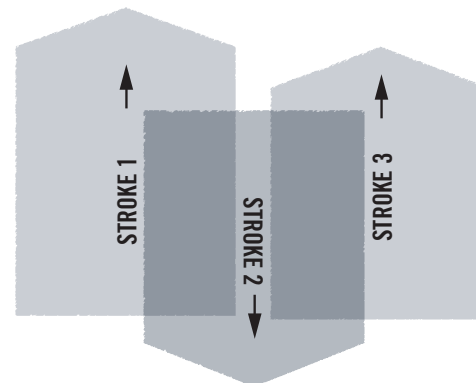
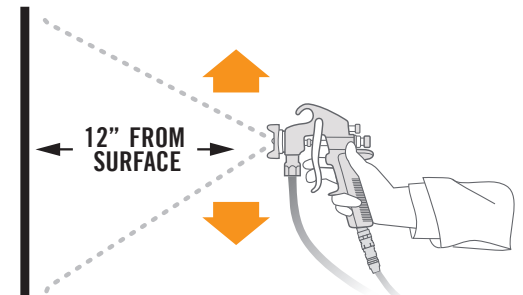


2. APPLY COATING WITH 3/8" or 1/2" NAP ROLLER

Next, switch to a roller cage set up with either a 3/8" or a 1/2" nap roller cover.

Roll from the ceiling to the floor in one vertical direction to minimize the appearance of lap marks.

SET PRESSURE AT 2000 PSI
POSITION SPRAY GUN 12" FROM SURFACE



OVERLAP EACH SPRAY STROKE BY ABOUT 50%

PRO FOR MAX

CATALYZED PERFORMANCE COATING

APPLICATION GUIDE

INTRO Catalyzed Performance Coating uses a polyfunctional aziridine additive to achieve unmatched scrub resistance and washability. Catalyzed Performance Coating is ideal for bare sheetrock, composition board, ceiling tile and concrete. Specific primers are recommended for new wood, stained and other unique substrate conditions. Avoid brushing back into paint after it has been on the surface for more than five minutes. Allow paint to dry completely before touching up. **PLEASE VERIFY COLOR:** All colors should be applied on a small area, allowed to dry and approved for accuracy before painting. The manufacturer will not accept liability for unsatisfactory color. Stir well and box cans of the same color together prior to application to achieve continual uniformity.

Catalyzed Performance Coating is two-component polyurethane-fortified finish that offers superior washability and stain resistance. Catalyzed Performance Coating is ideal for areas where other paints can't hold up.

GETTING STARTED

PREP Surfaces must be free of dust, mildew, dirt, grease, loose paint, oil, glue size, calcimine, wax, soap, and other surface contamination. Patch irregularities with Spackle or an appropriate patching compound.

PRIMING: Clean and prepare all substrates for eggshell paint. For metal and glossy surfaces or other surfaces where adhesion issues may arise, use a quality stain blocking bonding primer that will accept an acrylic topcoat. **NEW PLASTER:** Allow 28 days for plaster to cure. Knife off all nibs and protrusions. Wipe with a clean damp cloth to remove loose particles. Do not sand new plaster until it is primed. **WALLBOARD:** Sheetrock, Gypsum Board - Joint compound should be sanded smooth, but avoid abrading the paper. **WOOD:** Seal knots and stains with Alkyd Stain Killer F20400.

THINNING: May be reduced by up to 2 oz. of water per gallon.

DRY TIME: Dry to touch in 30 minutes. May be re-coated in one hour. Dry times may be affected by application technique conditions.

CLEAN UP: A mixture of warm water and mild soap is the best cleaning solution. Prepare soapy water and pour into a clean container. Always use a clean container & clean soapy water and follow with a clear water rinse.

IMPORTANT: DO NOT ALLOW PRODUCT TO FREEZE. Apply between 50°-85° with 50% relative humidity or lower. Bring product up to room temperature before applying. Color variations may occur due to differences in equipment, technique, and ambient conditions.

CATALYST IMPORTANT: ProForMax Catalyzed Performance Coating **MUST** be catalyzed to achieve the durability ratings! Failure to add catalyst will result in a finish that is not as durable as published and will void the warranty.

MIXING: Add Performance Catalyst immediately prior to application. Performance Catalyst is a skin/eye/lung irritant. Wear gloves, and goggles when pouring and mixing. Add the pre-portioned bottle of Performance Catalyst to a gallon of product and stir 30-45 seconds. Remix every four hours to avoid gelling. **Product MUST be applied within 36 hours (at 77°F) after adding Catalyst (8 hours under pressure).**